

Hammerwerks Series

Hand-Hammered Copper and Pewter Sinks

Family Crest Lavatory Sink

Model HW-FAM1RF
HW-FAM2RF
HW-FAM1RS
HW-FAM2RS

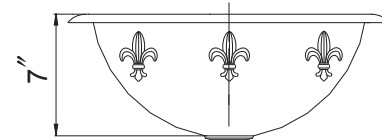
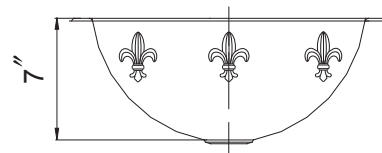
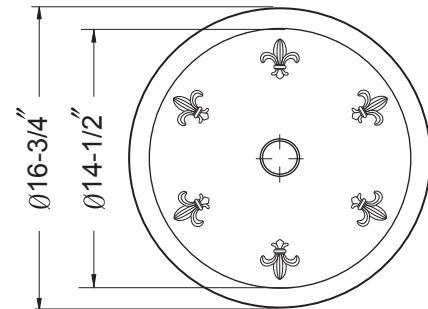


FEATURES

- Unique Fleur-Di-Lis lavatory sink
- 16-3/4" OD
- 7" depth
- 1-1/2" drain opening

Model information

- **HW-FAM1RF** Fleur-Di-Lis Sink/Flat Lip, Antique copper w/ overflow
- **HW-FAM2RF** Fleur-Di-Lis Sink/Flat Lip, Lustrous pewter w/ overflow
- **HW-FAM1RS** Fleur-Di-Lis Sink/Self Rimming, Antique copper w/ overflow
- **HW-FAM2RS** Fleur-Di-Lis Sink/Self Rimming, Lustrous pewter w/ overflow



Installation information

Your Hammerwerks® Hand-Hammered Copper sink is individually hand-crafted and not the product of assembly-line specifications. Every sink is unique and therefore a variance of approximately 1/4" in dimensions is usual. We recommend receiving your specific sink and measuring before cutting your countertop to ensure proper fit.

OVERALL DIMENSIONS	EACH BOWL	CUTOUT SIZE	PACKAGING*	WEIGHT*
Ø16-3/4"	Ø14-1/2"	See Template	1/16 pcs.	10/200 lbs.

*Standard packaging: Single boxed /Pallet of single boxed.

All dimensions are in inches. Specifications subject to change without notice.

Project/Job name

Architect/Engineer

Contractor

Model

Q'ty

Notes